

Goldcoin Health Foods Ltd.

Goldcoin Health Foods Ltd. | BSE Code: 538542 | Market Data as on Date: 16 Feb 2017

| | | | | | |
|--------------------------|-------|-----------------------|-----------|------------------------|-------|
| Current Price (₹) | 10.20 | Market Cap (₹ Crores) | 3.06 | Book Value (₹) | 12.45 |
| 52 Week High (₹) | 17.63 | Shares Outstanding | 30,00,900 | P/B Ratio | 0.82 |
| 52 Week Low (₹) | 9.06 | Beta - Sensex | (0.12) | Earnings Per Share (₹) | 0.31 |
| Face Value per Share (₹) | 10.00 | Dividend Yield (%) | - | P/E Ratio | 32.90 |

Company Info:

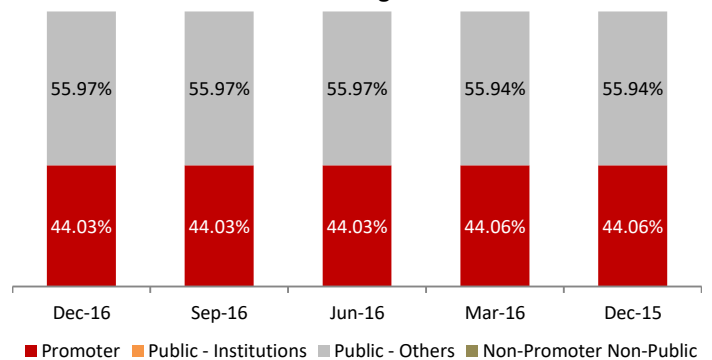
The Company which has its manufacturing facilities at Vasana, Gujarat, with an installed capacity of 1050 tpa, manufactures biscuits. Commercial production commenced only in Mar.'94 due to delay in the installation of plant and machinery. The biscuits are marketed under the Amit and Biskis brand names. In 1995-96, it proposed to go in for an expansion to increase the capacity from 1050 tpa to 4200 tpa which includes the manufacture of value-added therapeutic biscuits along with normal short dough, hard dough biscuits and crackers. After the expansion, the capacity for normal biscuits is 3150 tpa and that of high-protein biscuits is 1050 tpa. The Company made a public issue in Dec.'95 to part-finance the expansion project and to meet the margin money of working capital requirements. The Company has an established clientele in Gujarat, Maharashtra, Rajasthan and Madhya Pradesh.

Peer Comparison

| | Gold Coin | Nestle India | KMG Milk |
|--------|-----------|--------------|----------|
| Sales | 0.48 | 2,286.16 | 0.29 |
| PAT | - | 167.31 | (0.07) |
| Equity | 3.00 | 96.42 | 5.31 |
| EPS | - | 17.36 | - |
| OPM % | 0.21 | 20.53 | 26.99 |
| NPM % | 0.21 | 7.32 | (24.91) |

* Peers are grouped according to sector and market cap

Shareholding Pattern



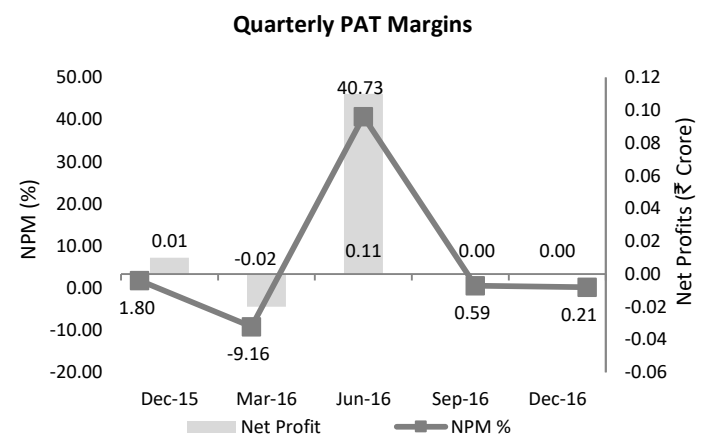
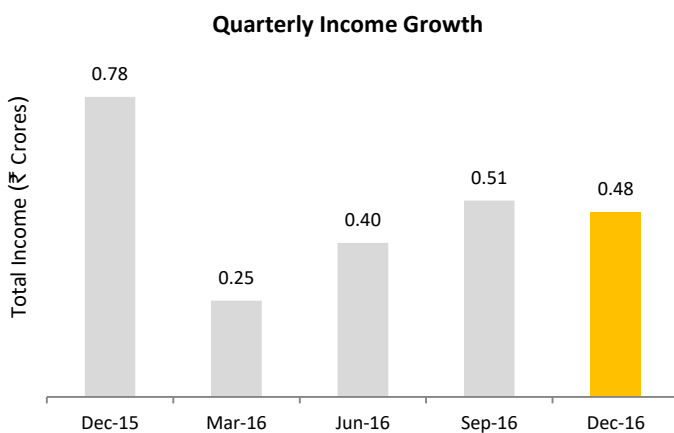
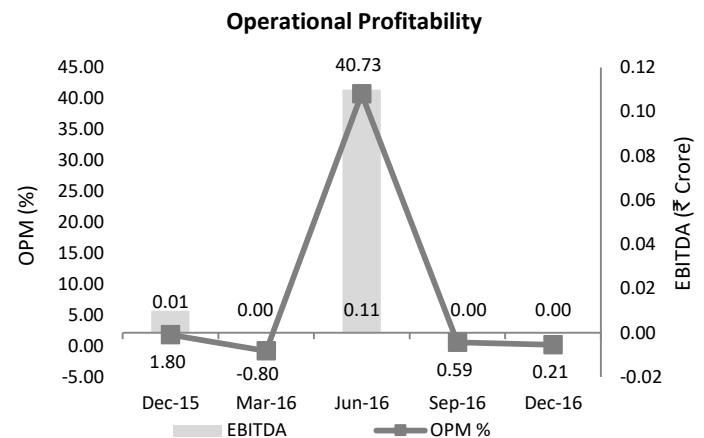
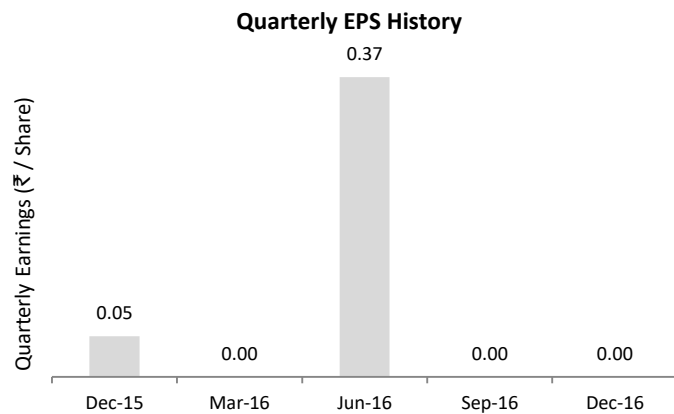
Quarterly Review - Dec 16:

The Company has recorded revenues of ₹ 0.48 Crores during the current quarter as against ₹ 0.78 Crores for the corresponding quarter last year. No profit recorded for the current quarter .

Quarterly Results:

Income Statement

| | Figures in ₹ Crores | | | | | | | |
|--------------|---------------------|----------|--------|----------|--------|----------|--------|----------|
| | Dec-16 | % of (1) | Dec-15 | % of (1) | Sep-16 | % of (1) | Jun-16 | % of (1) |
| Revenue | 0.48 | | 0.78 | | 0.51 | | 0.28 | |
| Total Income | 0.48 | | 0.78 | | 0.51 | | 0.40 | |
| Expenditure | (0.48) | -100.00% | (0.76) | -97.44% | (0.51) | -100.00% | (0.29) | -103.57% |
| Interest | - | - | - | - | - | - | - | - |
| PBDT | - | - | 0.01 | 1.28% | - | - | 0.11 | 39.29% |
| PBIDT | - | - | 0.01 | 1.28% | - | - | 0.11 | 39.29% |
| Depreciation | - | - | - | - | - | - | - | - |
| PBT | - | - | 0.01 | 1.28% | - | - | 0.11 | 39.29% |
| Tax | - | - | - | - | - | - | - | - |
| Net Profit | - | - | 0.01 | 1.28% | - | - | 0.11 | 39.29% |

Quarter on Quarter Changes:


DISCLOSURE: THIS REPORT HAS BEEN SPONSORED BY BSE - INVESTOR PROTECTION FUND TRUST

RESEARCH ANALYST: WAHEED SHAIKH

DISCLAIMER: While SES has made every effort and has exercised due skill, care and diligence in compiling this report based on publicly available information, it neither guarantees its accuracy, completeness or usefulness, nor assumes any liability whatsoever for any consequence from its use. This report does not have any approval, express or implied, from any authority, nor is it required to have such approval. The users are strongly advised to exercise due diligence while using this report. This report in no manner constitutes an offer, solicitation or advice to buy or sell securities, nor solicits votes or proxies on behalf of any party. SES has no financial liability whatsoever, to the subscribers / users of this report. The report is released in India and SES has ensured that it is in accordance with Indian laws. Person resident outside India shall ensure that laws in their country are not violated while using this report; SES shall not be responsible for any such violation. This report should not be reproduced or redistributed or communicated directly or indirectly in any form to any other person - especially outside India or published or copied in whole or in part, for any purpose.

ABOUT SES: Stakeholders' Empowerment Services is a not for profit initiative of like-minded people with a vision to achieve a corporate governance state where all stakeholders are treated in just and fair manner. We believe that this journey can be possible only with active participation of all stakeholders. For more information please contact SES at +91 22 4022 0322, or via e-mail: info@sesgovernance.com

SEBI Reg. No. INH000000016

Stakeholders' Education | Proxy Advisory | Corporate Governance Research | Corporate Governance Score